

joVE

Füllen Sie den Objektträger mit
dem Zango mehrmals mit dem

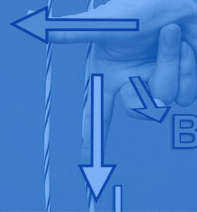
Collect the next fraction,
and mark it as F1.

extracellular DNA measurement
is a surrogate marker

die Stiftspitze an einer
beliebigen Stelle des Sterns

pH 1 3 5 7 9 11

Lorentz Force



Librarian Guide

The ultimate guide to your JoVE subscription

on an appropriate antibiotic resistance

150°

TABLE OF CONTENTS

ACCESSING JoVE	3
Setting Up JoVE Access	3
Remote Access	3
Checking Access.....	3
Tablet and Mobile Use.....	4
JoVE Accounts.....	4
JoVE Account Menu.....	4
Usage Statistics	6
SEARCH & DISCOVERY	7
Search Queries on www.jove.com	7
Scientific Indexes	8
Discovery Services	8
Link Resolvers	8
MARC Records.....	8
ISSN Numbers.....	8
CUSTOMER SUCCESS & RESOURCES	9
Customer Success Team	9
Resources	9
Faculty Training Webinars	10
Subscription-supporting Collateral	10
Blog	10
JoVE FEATURES	11
Content integration into your Learning Management Systems (LMS) or Online Platform	11
Free syllabus mapping	11
Playlists	12
JoVE Quizzes	13
Favorite Articles.....	13
Share Buttons.....	13
Citations	14
TECHNICAL SUPPORT & CONTACT LIST	15
Getting Help	15

Setting Up JoVE Access

Once your institution subscribes to JoVE, please contact your Account Manager or subscriptions@jove.com with a list of your institution's IP addresses and email domains. Anyone who visits the site using a listed IP or domain will get access automatically.

Setting Up a Trial

Not a current subscriber, or interested in checking out some new JoVE content? Contact your Account Manager to set up a trial, or simply email subscriptions@jove.com and we'll make sure you get connected.

Remote Access

There are several ways to facilitate remote access to JoVE:

- **Individual JoVE accounts:** Students, staff and faculty can [create an account](#) using their institutional email address to access JoVE videos off-campus.
- **Google Single Sign-on:** If your institution uses Gmail, your users can log in with Google SSO (single sign-on) using their institutional Gmail credentials.
- **Sign-on Using Shibboleth or OpenAthens:** If your institution uses Shibboleth or OpenAthens, your users can log in from [here](#) or follow the prompts from the main [sign-in page](#), using their institutional email and password.
 - Please check the drop-down menu [here](#) to make sure your institution is on the list.
 - If you cannot find your institution on the list, please email your Account Manager or subscriptions@jove.com with the Entity ID and the Federation Scope to set it up.
- **Authenticated Remote Access With EZproxy:** Authenticated remote access to JoVE content can be provided by using our [EZProxy stanza](#).
- **Embedding JoVE videos into courses:** JoVE videos can easily be embedded into most learning management systems, either [individually or in bulk](#). Here are helpful [how-to guides](#) to walk your faculty through video setup in your institution's system.

Any of these options will allow complete access to all content included in the institutional subscription. If you have any issues, please reach out to your Curriculum Specialist or email us at customersuccess@jove.com.

Checking Access

Once logged into www.jove.com, you can check your access by visiting the [access page](#). Alternatively, you can go to 'MY JoVE', located under your name in the top right corner and navigate to 'JoVE ACCESS'. Your subscribed JoVE content is highlighted; what you don't subscribe to is grayed out.

Tablet and Mobile Use

Our website is responsive and mobile-friendly. Users can go directly to www.jove.com with their mobile phones and tablets.

JoVE Accounts

To access JoVE seamlessly and utilize all the features, please [create an account](#) using your institutional email. There are three types of accounts — Librarian, Author and User accounts. The type of account is automatically assigned, and is based on the user's selection of their role upon registration. They are designed to display useful features relevant to each of the roles.

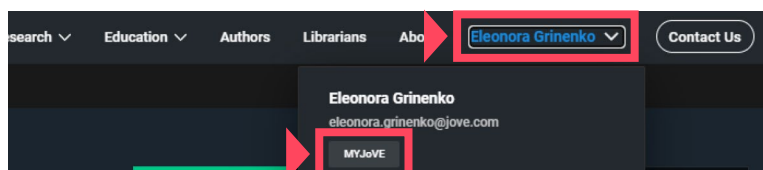
- **Librarian accounts** get assigned only to the primary contacts confirmed by the institution.
- **Author accounts** get assigned to JoVE's published authors, based on the email address they supply in their manuscript.
- **User accounts** get assigned to any other user registered on www.jove.com.

JoVE Account Menu

Once logged into www.jove.com, users will find a quick access menu in the upper right-hand corner linking to common JoVE account features such as:

MYJoVE

Clicking on this button under the account owner's name and email, users will find access points specific to their user account type, which are:



Librarian

- Publications at My Institution
- Librarian Resources
- Subscribed Institutions
- Account Info
- JoVE Access
- LTI Admin
- Recommendations
- Upload Logo

Author

- View Watch History
- Favorite Articles
- Citations Listing
- My Tests
- My Publications
- Account Info
- JoVE Access
- LTI Admin

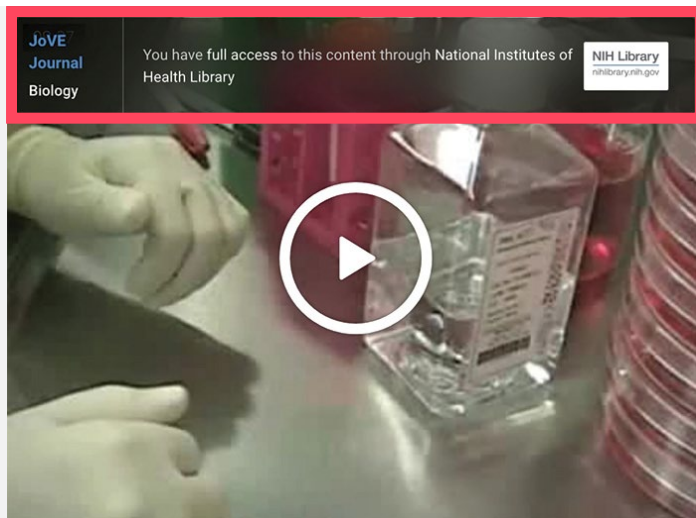
User

- View Watch History
- Favorite Articles
- Citations Listing
- My Tests
- Account Info
- JoVE Access
- LTI Admin

Tips for Librarians:


Librarian accounts can only be created by and assigned to people designated as your institution's primary contacts. If you need to update your primary contacts or you're experiencing any difficulties with viewing the Librarian account features, please email your Account Manager or subscriptions@jove.com.

If you have a Librarian account, **Upload logo** option is available for you. We recommend uploading your logo to let your users see that your institution is granting them access to JoVE. It will appear in the upper right-hand corner of each JoVE video.



Right below the MYJoVE button there are also:

- **Manage Account**
From here, users can keep their JoVE account information up-to-date, including password.
- **JoVE Quizzes**
Users can access quizzes they've made or taken from here.
- **Favorite Articles**
A list of user favorited articles can be found here.
- **My Playlists**
From here, users can create their own playlists or view playlists that have been shared with them.



Usage Statistics

Your institution's usage statistics reflect the number of views of all pages across www.jove.com, including video pages, as well as video view time and further breakdowns of page-level statistics. To obtain your institution's usage statistics, please email your Account Manager or subscriptions@jove.com.

Additionally, JoVE offers video usage statistics such as views by institution or over a period of time. These statistics are available for all Journal, Encyclopedia of Experiments and Science Education videos. These results can be particularly interesting to publishing institutions and authors. You can find total views since publication and the usage statistics button on the right-hand side, below the video.

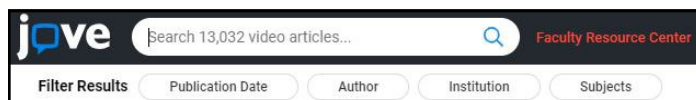
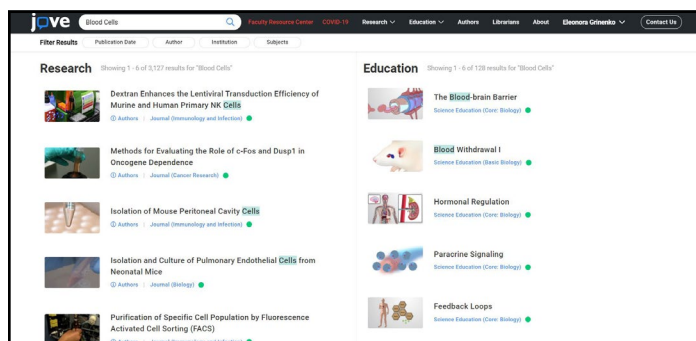
The screenshot displays the JoVE website interface for a video article. At the top, there is a search bar and navigation links. The main content area features a video player with a play button and a 'This content is Open Access.' notification. Below the video, the article title 'Characterizing Lewis Pairs Using Titration Coupled with In Situ Infrared Spectroscopy' is shown, along with the author names 'Carly S. Hanson¹, James J. Devery¹' and the affiliation 'Department of Chemistry & Biochemistry, Loyola University Chicago'. The date 'February 20th, 2020' is also present. On the right side, there is a 'Chapters' table of contents and a sidebar with buttons for 'ARTICLE', 'EMBED VIDEO', and 'DOI'. The 'USAGE STATISTICS' button and the view count '2,874 Views' are highlighted with red boxes. Below the sidebar, there is a 'Related Videos' section with a video thumbnail and title 'A Strategy for Sensitive, Large Scale Quantitative Metabolomics'.

Chapters
0:04 Introduction
0:48 Open-air Reference Spectrum and Solvent Reference Spectrum
2:15 Titration Software Setup and Procedure
3:39 IR Spectra Analysis and Component Analysis
4:45 Analysis of Consumption of Species
5:45 Results: Data Analysis
6:53 Conclusion

Search Queries on www.jove.com

Here are some tips on how JoVE's search function works to help your users optimize their results:

- Searches are conducted for all terms provided, within both titles and text articles/video page materials. Results are separated into Research content (on the left) and Education content (on the right).
- The green dot to the right of the product name indicates that this video is included in your subscription.
- Search terms enclosed in quotes return exact matches only (e.g., "blood cells" would not return an article that had 'blood' and 'cells' in it unless they were together in at least one instance in the article).
- Putting a '-' before a term excludes that term from the search. For example, '-blood cells' returns results with 'cells' but never with 'blood'. This can be used for terms consisting of several words — just use quotes and '-' before the term, e.g., '-"blood cells"' would exclude articles containing 'blood cells' together.
- The 'Publication Date' filter can limit results to articles published within a specific date range.
- The 'Author' filter can be used to search for articles by a specific author.
- The 'Institution' filter returns results with all articles published by a specific institution.
- The 'Subjects' filter can be used to limit results to specific subjects.



Scientific Indexes

JoVE articles are indexed in PubMed/Medline, Web of Science, ChemAbstracts, SciFinder and Scopus, to name a few. Searching for 'JoVE', 'MyJoVE', JoVE [journal], or 'Journal of Visualized Experiments' on any online resource should bring up our content.

PubMed also allows you to:

- Save searches and create search alerts
- Organize materials into collections or a bibliography
- Create custom search filters
- Keep track of recent searches and resource views
- Create and manage an online CV

Discovery Services

A discovery service is an online library searching tool that allows seamless searching across a wide range of content. JoVE partners with the following discovery service vendors by providing metadata updates.

- EBSCO Discovery Service (EDS)
- Ex Libris Alma & Primo
- InfoDesk
- OCLC WMS
- Reprints Desk
- RightFind

If you don't see your discovery service listed, please contact marcrecords@jove.com to receive metadata and updates.

Link Resolvers

Link resolvers work with discovery services by providing customized lists with title-level metadata to libraries. They ensure that end-users get the right links to licensed content. JoVE partners with the following link resolvers:

- EBSCO Full Text Finder
- Ex Libris SFX
- OCLC Worldcat
- 360 Link

MARC Records

Increase visibility of your JoVE video collection by loading our MARC records into your catalog. We've enhanced our metadata by adding additional Library of Congress Subject Headings. Please contact marcrecords@jove.com if you would like to receive them.

ISSN Numbers

Check the updated list of ISSNs [here](#).

Customer Success Team

JoVE's Customer Success Team is committed to providing customers with everything they need to benefit from their JoVE subscription. Here is an outline of who can be helpful in your institution's journey with JoVE:

Our Library Relations Manager is your go-to-person for help with optimizing discoverability of JoVE content and any library-related questions. If you need any assistance from our Library Relations Manager, please reach out to Melanie Masserant at melanie.masserant@jove.com.

Our Curriculum Specialists are dedicated to training faculty and scientists on how to use JoVE. They provide tools needed to streamline teaching and training, allowing your users to focus more on higher-impact activities.

Your dedicated Curriculum Specialist is assigned to your institution specifically. If you don't know who that is, you can always reach out to customersuccess@jove.com and your designated Curriculum Specialist will get back to you as soon as possible.

Our Subject Matter Experts are Ph.D.'s who specialize in creating playlists mapped to JoVE content and tailored to any syllabus or lab training program. They work closely with Curriculum Specialists to meet faculty and scientist needs.

Resources

Librarian Resources Center

Visit the Librarian Resources Center to find helpful tools for maintaining your subscription and supporting your users. There you will find:

- **JoVE Starter Kit:** Everything you need to help you get started with JoVE and support your institution's subscription.
- **User Outreach Materials:** Promotional materials designed to be shared with your users across your institution, raise awareness of new content and services, and help your faculty and researchers get the most out of your JoVE subscription.
- **JoVE Value for Research and Education:** Materials focused on the value of JoVE for your institution and new ways to help your users address their science instruction and research challenges.

Faculty Resource Center

This one-stop-shop for your faculty provides them with:

- **Pre-made JoVE playlists** with videos mapped to syllabi for commonly taught courses and lab training programs
- **JoVE content integration instructions** for your LMS and online courses
- **Guides for teaching remotely** with JoVE videos
- **Weekly faculty training webinars**

Faculty Training Webinars

A faculty training webinar is an effective way to help your users get started with JoVE and incorporate videos into any syllabus or lab training program. There are three types of JoVE webinars:

- [Weekly JoVE training webinars](#) for different time zones.
- Webinars specifically organized for your institution and delivered by your dedicated Curriculum Specialist. Please contact your Account Manager or customersuccess@jove.com to set one up.
- One-on-one demonstrations for your faculty, hosted by your JoVE Curriculum Specialist. To request a one-on-one session, please contact us at customersuccess@jove.com.

Subscription-supporting Collateral

JoVE can provide you with subscription-supporting collateral at no cost. This includes pre-made and customized digital posters, banners, newsletter PDFs, information sheets, videos, email text, etc. To request collateral, please contact your Account Manager or subscriptions@jove.com.

Blog

If you are looking for more information on how educators use JoVE, check out our [blog](#), which features JoVE in Action, a series of blog posts highlighting how science educators worldwide have used JoVE to support their remote teaching efforts. We hope these stories will be useful for anyone looking for effective ways to deliver science and lab courses online or in hybrid formats.

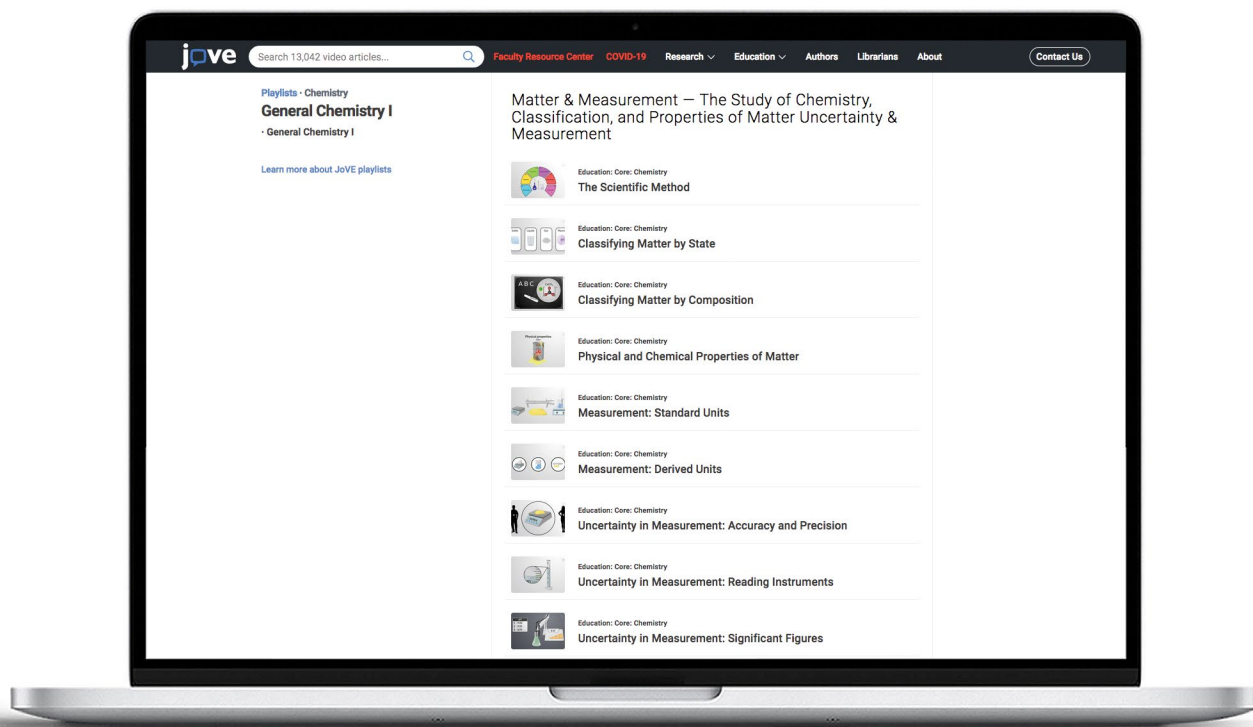
The collage consists of six promotional posters for JoVE content. The top-left poster is titled "Studying Medicine?" and lists topics like Genetics, Immunology, and Cancer Research. The top-middle poster is for the "jove ADVANCED BIOLOGY SERIES" featuring a brain sculpture. The top-right poster is titled "Doing Research? Teaching Science Classes?" and mentions "the peer-reviewed video methods journal". The bottom-left poster is titled "jove Now available through IU eTexts" and lists various scientific fields. The bottom-middle poster is for "jove BIOENGINEERING IS NOW AVAILABLE THROUGH UCRIVERSIDE" with a DNA helix. The bottom-right poster is titled "Accelerating Scientific Research" and mentions "Over 10,000 video articles in the life and biomedical sciences".

Content integration into your Learning Management Systems (LMS) or Online Platform

JoVE enables faculty to easily integrate content into any learning management system, such as Moodle, Canvas, Blackboard etc., as well as online platforms such as Zoom or Microsoft Teams. Faculty can integrate a single video or videos in bulk. More details can be found [here](#), in the [Faculty Resource Center](#), or within these [User Outreach Materials](#).

Free syllabus mapping

Our Customer Success team, which consists of subject matter experts with advanced degrees in different science disciplines, can map JoVE content to any syllabus or lab training program and create shareable playlists.



“I have made extensive use of the General Chemistry playlist that provides an extensive range of short videos that covers the entire content of the general chemistry course.

So JoVE can meet needs in both the lecture and virtual (or face-to-face) lab environments.”

—Richard Jarman,
Professor of Chemistry, College of DuPage, USA

Benefits of mapping JoVE content to a...

Syllabus

- **Streamlined lesson planning:** Faculty do not have to spend time on finding relevant content; JoVE provides ready-to-use playlists customized to their syllabus
- Syllabus-related **videos brought together in one list** makes it easy to quickly locate the videos whenever required
- JoVE videos can be used in **any learning environment**; once created, they can also be reused
- JoVE-created playlists can be **modified, updated and repurposed** by faculty

Lab training program

- **Streamlined training:** Our Customer Success Team can map JoVE content to any training program, allowing lab managers to save time for higher-impact tasks
- **Standardized training:** Videos brought together in one list can be used as a single, consistent reference point in the lab, allowing all lab members to receive the same training.
- Labels within the playlist can be used to include written instructions for lab members, enabling the creation of a training program that **requires less supervision**

Pre-made syllabus maps for commonly-taught courses, covering a variety of subjects, can be found [here](#). Your users can request a syllabus or training program map by contacting our Customer Success Team at customersuccess@jove.com.

Playlists

A playlist is a set of videos that are selected for a certain purpose and neatly organized in one place. They are a convenient and user-friendly way to streamline teaching, training and research with JoVE.

The most popular type of playlist is a syllabus map — a list of JoVE videos mapped to a specific course syllabus or training program by our Customer Success team. However, playlists have broader functionality. The option to add labels, which can be used to add short or long text descriptions, enables users to create highly engaging class assignments or training programs.

For example, when creating a playlist for onboarding purposes, lab managers can combine JoVE videos with text instructions, memos and links to external resources; streamlining the onboarding process and reducing the amount of supervision required.

Here is what you can do with playlists:

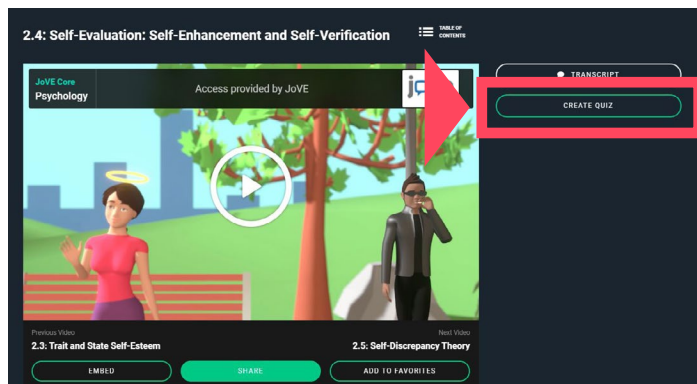
- Clone and customize existing playlists
- Share them with others
- Locate the videos saved in a playlist whenever needed
- Use labels to create engaging playlists

More information and instructions on how to create and share playlists can be found [here](#).

Check out our new Featured Playlists, monthly playlists focused on specific themes. During the month of their release, featured playlists can be viewed with or without a JoVE subscription.

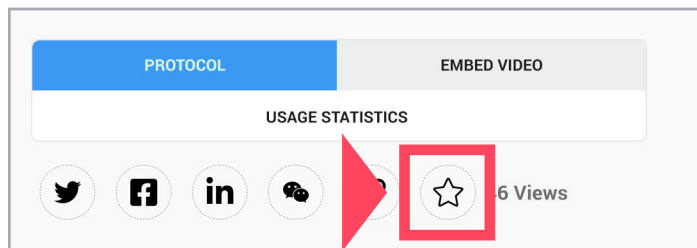
JoVE Quizzes

Quizzes are one of the assessment tools that JoVE offers for education content. Instructors can access the 'JoVE Quizzes' feature via their JoVE account, and can either create new questions or use pre-made questions. JoVE-generated questions can be found on all education video pages on the right hand side. Instructors can deselect any questions they prefer not to use and add their own. If you need any assistance with quizzes, please contact your Curriculum Specialist or customersuccess@jove.com.




Favorite Articles

Users can add any articles they would like to their [favorite articles](#) list by clicking on the star icon on any video page.



Share Buttons

Each video article contains options for sharing the page. Users can share it directly on Twitter, Facebook, LinkedIn, or WeChat, or copy the link.



Citations

The automatic citation option is available for JoVE Journal, JoVE Encyclopedia of Experiments and JoVE Science Education. It is located on the article or protocol page, which can be found on the right side of the page.

Getting Help

If your institution is having any JoVE access or user related issues, reach out to your Account Manager or [Contact Us](#). For additional support, reach out to one of the departments listed below.



Access and subscription-related support

Sales Department

subscriptions@jove.com



User support

Customer Success Department

customersuccess@jove.com



Technical support

Operations Department

support@jove.com



Ideas and suggestions

Marketing Department

marketing@jove.com