




Figure 6

A

Motif	Name	P-value	Nb target	%targets
	AR-halfsite - LNCaP cells AR ChIP-Seq (GSE27824)	1e-94	2525	32.2%
	PR - T47D cells PR ChIP-Seq (GSE31130)	1e-70	1376.0	17.55%
	ARE - LNCAP cells AR ChIP-Seq (GSE27824)	1e-26	168.0	2.14%

B

